

Print And Cut Badge Size Guide

ID&C

Step **01**

Print: print these pages to **actual size** or **100% scale**. Do not fit, shrink or scale below 100%. For best results, ID&C recommends using Adobe Acrobat Reader (free).

Step **03**

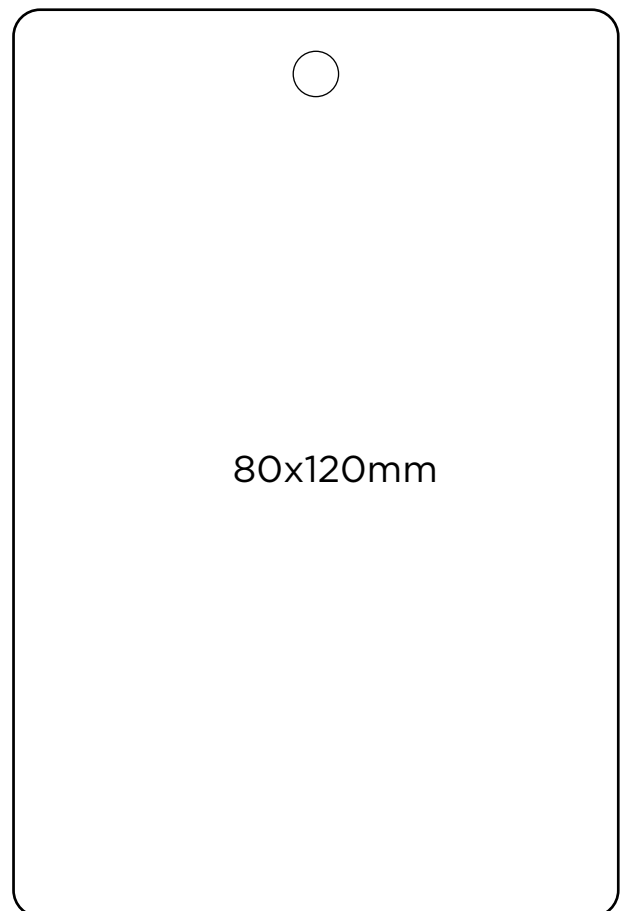
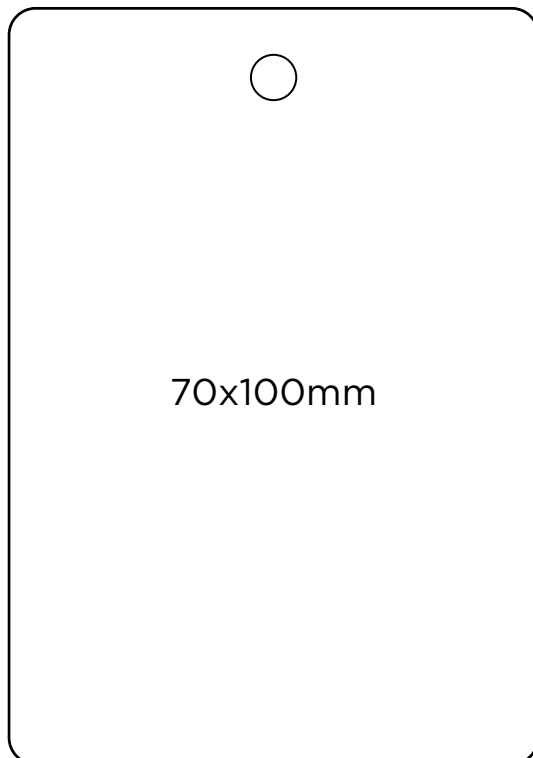
Try it on: Hold each cut-out badge shape against yourself to see how it looks in real life. Test different sizes and positions to find the best fit for you.

Step **02**

Cut: using scissors, cut out the label shapes.

Step **04**

Order: go to idcband.com to order the size that best fits. You can choose blank badges to print yourself or personalised badges printed by ID&C.



- 70x100mm: available on Premium Name Badge, Quick Ship Pass, Tear Proof, Paper Event (eco-friendly) and Recyclable Event Badges (eco-friendly)
- 80x120mm: available on Premium Name Badge

Print And Cut Registration Badge Size Guide

ID&C

Step **01**

Print: print these pages to **actual size** or **100% scale**. Do not fit, shrink or scale below 100%. For best results, ID&C recommends using Adobe Acrobat Reader (free).

Step **03**


Try it on: Hold each cut-out badge shape against yourself to see how it looks in real life. Test different sizes and positions to find the best fit for you.

Step **02**


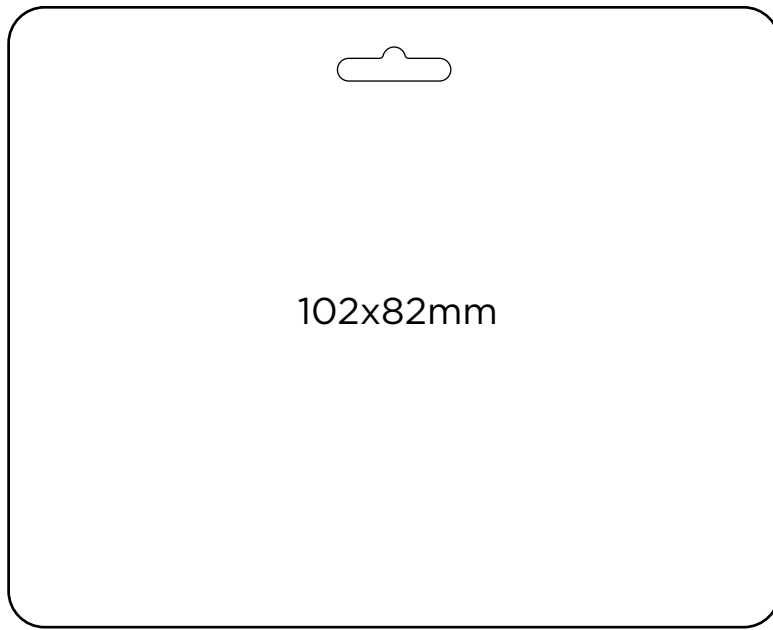
Cut: using scissors, cut out the label shapes.

Step **04**

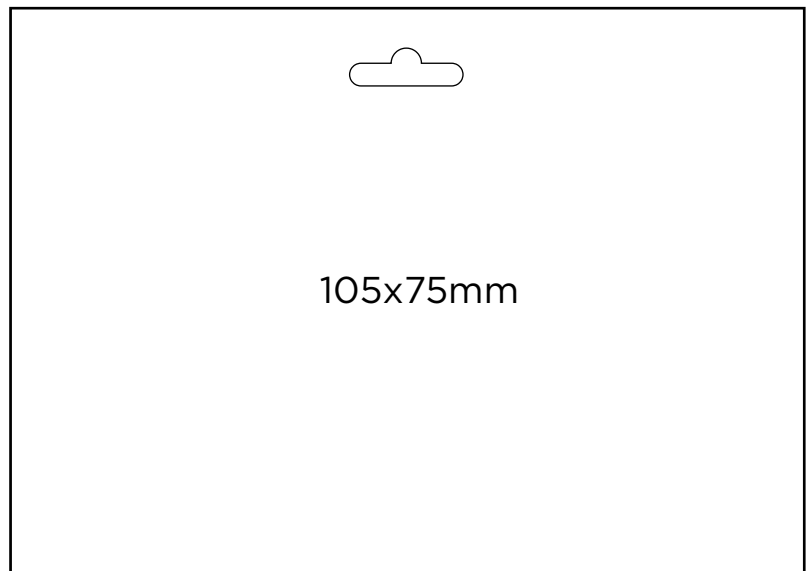
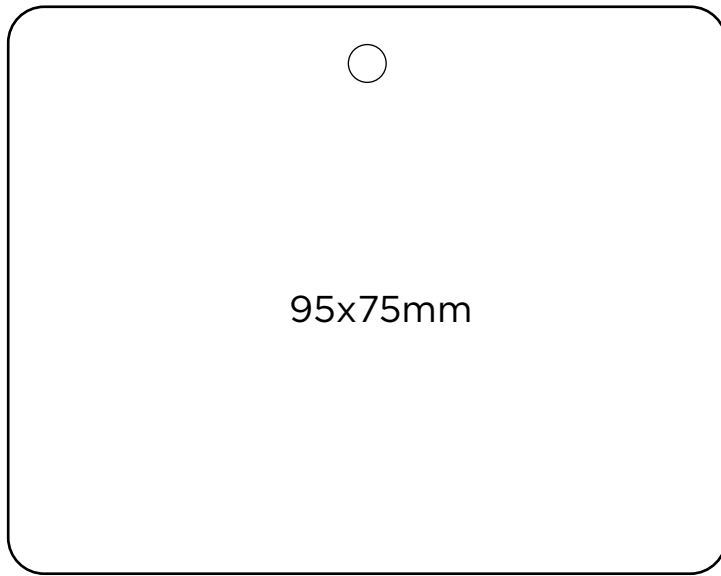
Order: go to idcband.com to order the size that best fits. You can choose blank badges to print yourself or personalised badges printed by ID&C.



- 96x134mm: available on Premium Registration Badges



- 102x82mm: available on Premium Registration Badges
- 95x120mm: available on Butterfly Registration Badges



- 95x75mm: available on Butterfly Registration Badges
- 105x75mm: available on Recyclable Registration Badges